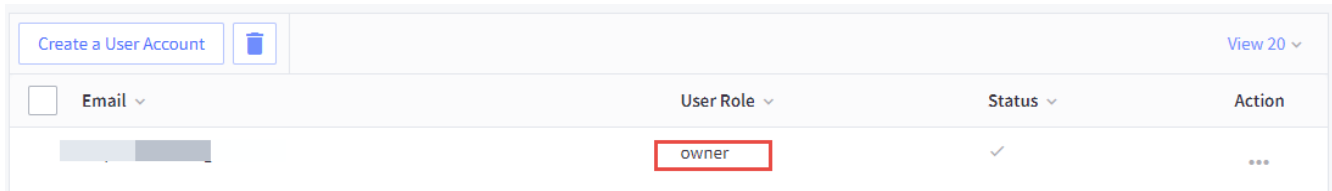


## Installation Guide | Link Guest Orders

### Log in as a BigCommerce Store owner

To begin with the installation of **Link Guest Orders App**, you are required to log in to your BigCommerce store using your **store owner** credentials.



Create a User Account		View 20	
Email	User Role	Status	Action
[Redacted]	owner	✓	...

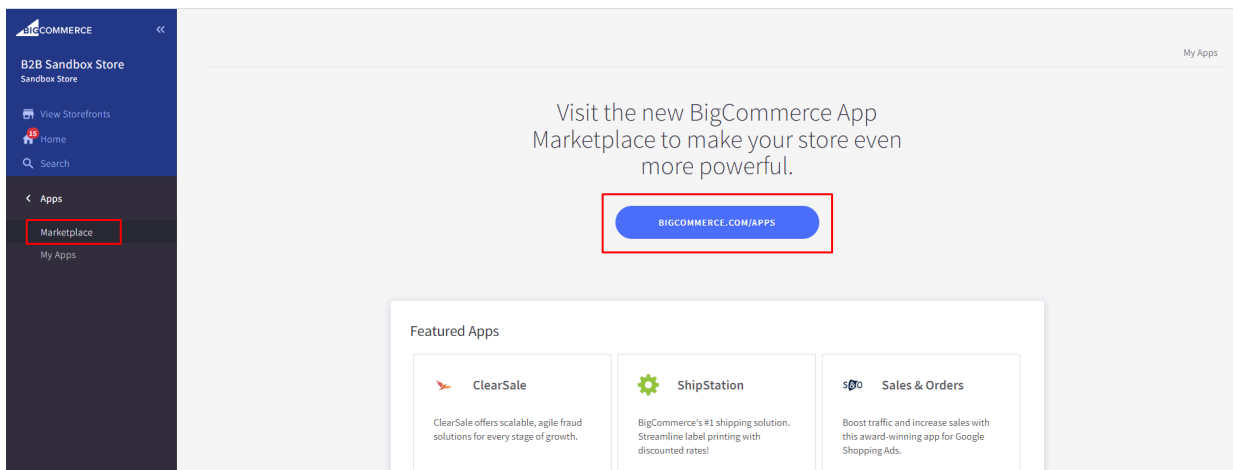
Only the store owner users in the BigCommerce store can install apps. To see your user role, you can;

- Go to **Account Setting** in your side menu bar > Click **Users**.

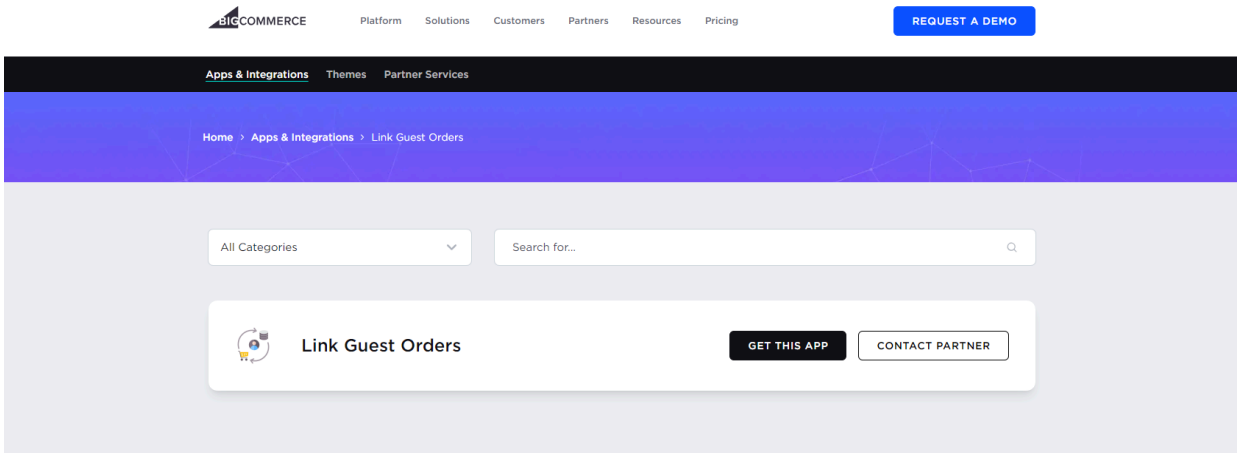
### BigCommerce App Marketplace

Once you are logged in with owner credentials, go to the app marketplace to install the app. To access the marketplace;

- Go to **Apps** in the side menu bar > Click **Marketplace**.
- Click the [BIGCOMMERCE.COM/APPS](https://BIGCOMMERCE.COM/APPS) as shown in the image below.



- Once you access the marketplace, search **Link Guest Orders App** > Click **Get This App** button



- Once the app is installed, it will be listed in the My Apps section on your store. To view My Apps, you can go to Apps > My Apps. Just launch the **Link Guest Orders** and you are ready to go.

